

## About Growthpoint South Africa<sup>46</sup>

Growthpoint Properties Limited of South Africa ("GRT") owns 65.5% of the securities of Growthpoint (at 30 June 2016) and is its major Securityholder.

### GRT is the largest primary listed South African REIT

#### Other information about GRT

- The largest primary listed South African REIT
- Included in the JSE Top 40 Index
- Top ten constituent of FTSE EPRA / NAREIT Emerging Index
- Included in the JSE Socially Responsible Investment (SRI) Index
- Underpinned by high-quality, physical property assets, diversified across sectors (Retail, Office and Industrial)
- Consistent record of growth and creating value for investors with 7.0% compound average annual growth in distributions over the past 5 years
- Sustainable quality of earnings that can be projected with a high degree of accuracy
- Well capitalised and conservatively geared
- Good corporate governance with transparent reporting
- Proven management track record
- Recipient of multiple sustainability, governance and reporting awards
- Baa2 global scale rating from Moody's

#### Growthpoint represents:


- 26.7% of GRT's gross property assets
- 27.5% of GRT's net property income
- 14.8% of GRT's total distributable income

#### Key Facts

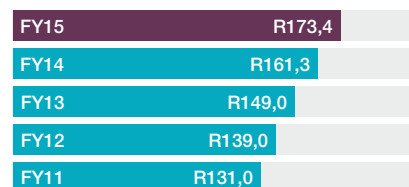
Listing	GRT is listed on the Johannesburg Stock Exchange (JSE)
Ranking on the JSE	32nd by market capitalisation as of 31 December 2015
Closing exchange rate used	AUD:ZAR=11.43
Market capitalisation	R63,5B / AUD5.6B
Gross assets	R110,0B / AUD9.6B
Net assets	R73,8B / AUD6.5B
Gearing (SA only)	30.5%
Distributable Income	R2,4B / AUD210.0m
ICR (SA only)	3.7 times
No. of employees (SA only)	700
Properties	474 properties in South Africa, including 50% ownership of the prestigious V&A Waterfront

#### Growth in tangible assets and market capitalisation (Rbn)

As at 30 June



#### Growth in distributions per share (¢)



46. All information supplied by GRT (figures as at 31 December 2015).

## Securityholder Information

### Top 20 Legal Securityholders as at 30 June 2016

Rank	Name	No. of Securities	% of Securities
1.	Growthpoint Properties Limited	381,773,404	65.47
2.	HSBC Custody Nominees (Australia) Limited	40,085,022	6.87
3.	J P Morgan Nominees Australia Limited	29,717,682	5.10
4.	Emira Property Fund	27,225,813	4.67
5.	Citicorp Nominees Pty Limited	24,769,669	4.25
6.	National Nominees Limited	12,993,174	2.23
7.	BNP Paribas Noms Pty Ltd <DRP>	8,587,855	1.47
8.	Brispot Nominees Pty Ltd <House Head Nominee No 1 A/C>	3,060,176	0.52
9.	Sharon Investments Pty Ltd	2,252,000	0.39
10.	Rabinov Holdings Pty Ltd	2,092,628	0.36
11.	HSBC Custody Nominees (Australia) Limited - A/C 2	1,846,688	0.32
12.	RBC Investor Services Australia Nominees Pty Limited <BKCUST A/C>	1,661,160	0.28
13.	BNP Paribas Nominees Pty Ltd <Agency Lending DRP A/C>	1,440,819	0.25
14.	Citicorp Nominees Pty Limited <Colonial First State Inv A/C>	1,439,043	0.25
15.	BNP Paribas Noms (NZ) Ltd <DRP>	811,512	0.14
16.	Rabinov Holdings Pty Ltd	747,362	0.13
17.	Mr Max Karl Koep	686,710	0.12
18.	ABN Amro Clearing Sydney Nominees Pty Ltd <Custodian A/C>	656,510	0.11
19.	Sandhurst Trustees Ltd <Berkholts Investments A/C>	637,702	0.11
20.	Mr Timothy James Collyer	625,612	0.11
<b>Total Top 20 legal holders of fully paid stapled securities</b>		<b>543,110,541</b>	<b>93.14</b>
<b>Total Remaining Holders Balance</b>		<b>40,015,203</b>	<b>6.86</b>

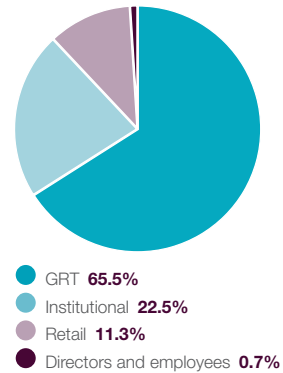
### Distribution of Securityholders as at 30 June 2016

Range	Total holders	Securities	% of Issued Capital
1 - 1,000	823	383,162	0.07
1,001 - 5,000	1,361	3,822,036	0.66
5,001 - 10,000	565	4,167,895	0.71
10,001 - 100,000	718	18,754,243	3.22
100,001 - 9,999,999,999	78	555,998,408	95.35
Rounding			-0.01
<b>Total</b>	<b>3,545</b>	<b>583,125,744</b>	<b>100.00</b>

As at 30 June 2016, there were 583,125,744 fully-paid stapled securities held by 3,545 individual Securityholders.

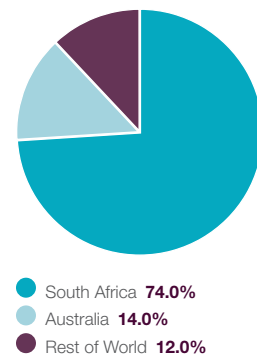
### Growthpoint Securityholders\*

As at 30 June 2016



### Location of Growthpoint Securityholders\*

As at 30 June 2016



\* Figures are approximate and based on beneficial ownership.

---

## 2016 Securityholder Calendar\*

### 22 August

- Results for the year ended 30 June 2016 announced to ASX

### 31 August

- Distribution paid for the half year ended 30 June 2016
- Annual Tax Statement for year ended 30 June 2016 mailed
- FY16 Annual Report sent to Securityholders

### 24 November

- Annual General Meeting (webcast available for Securityholders unable to attend)

\* Dates indicative and subject to change by the Board.